SHARE INDIA SECURITIES

MULTIBAGGER 2021 SEP PREMIUM

CMP Rs. 510
BUY BELOW Rs. 650
BSE 540725
NSE SHAREINDIA.NS
Website https://www.shareindia.com/

MULTI-FACETED COMPANY WHICH COULD BECOME FUTURE BAJAJ FINANCE!

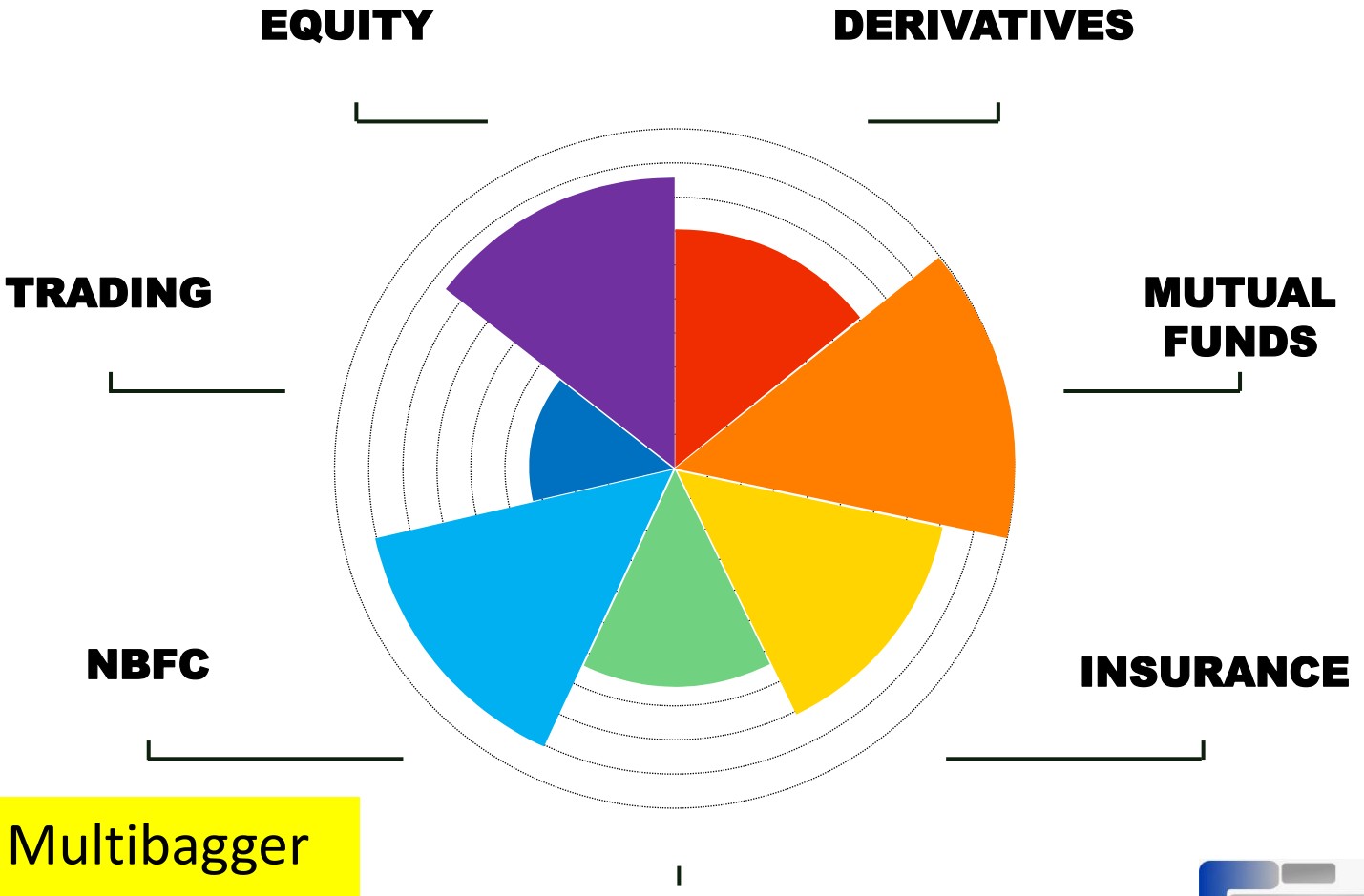

BAJAJ FINANCE was our 2013 Multibagger which Gained 50X Returns SEE PROOF

FUTURE CAPS
MULTIBAGGER RESEARCH INDIA

About Company

Share India
You generate, we multiply

Share India Securities was started in 1993 as Financial Management Service then grown as a leading broking house in India providing variety of services including Equity, Brokerage, Mutual Funds, Insurance, NBFC, Personal Loan with global & international expansions serving person & corporate clients.

The company is a Member of National Stock Exchange of India Limited (NSE), BSE Ltd (Bombay Stock Exchange), Multi Commodity Exchange of India Limited (MCX), National Commodity and Derivatives Exchange Limited (NCDEX)and Depository Participant affiliation with Central Depositories Services (India) Limited (CDSL)

Parveen Gupta is the Chairman & Managing Director of the company with 28 years of Experience & Passion to provide Wealth Gain to the Customers & Share Holders.

Copyright @2021 www.Futurecaps.com Unauthroized reproduction or redistribution is prevented per IT Piracy Prohibition Act 2000

Key Highlights

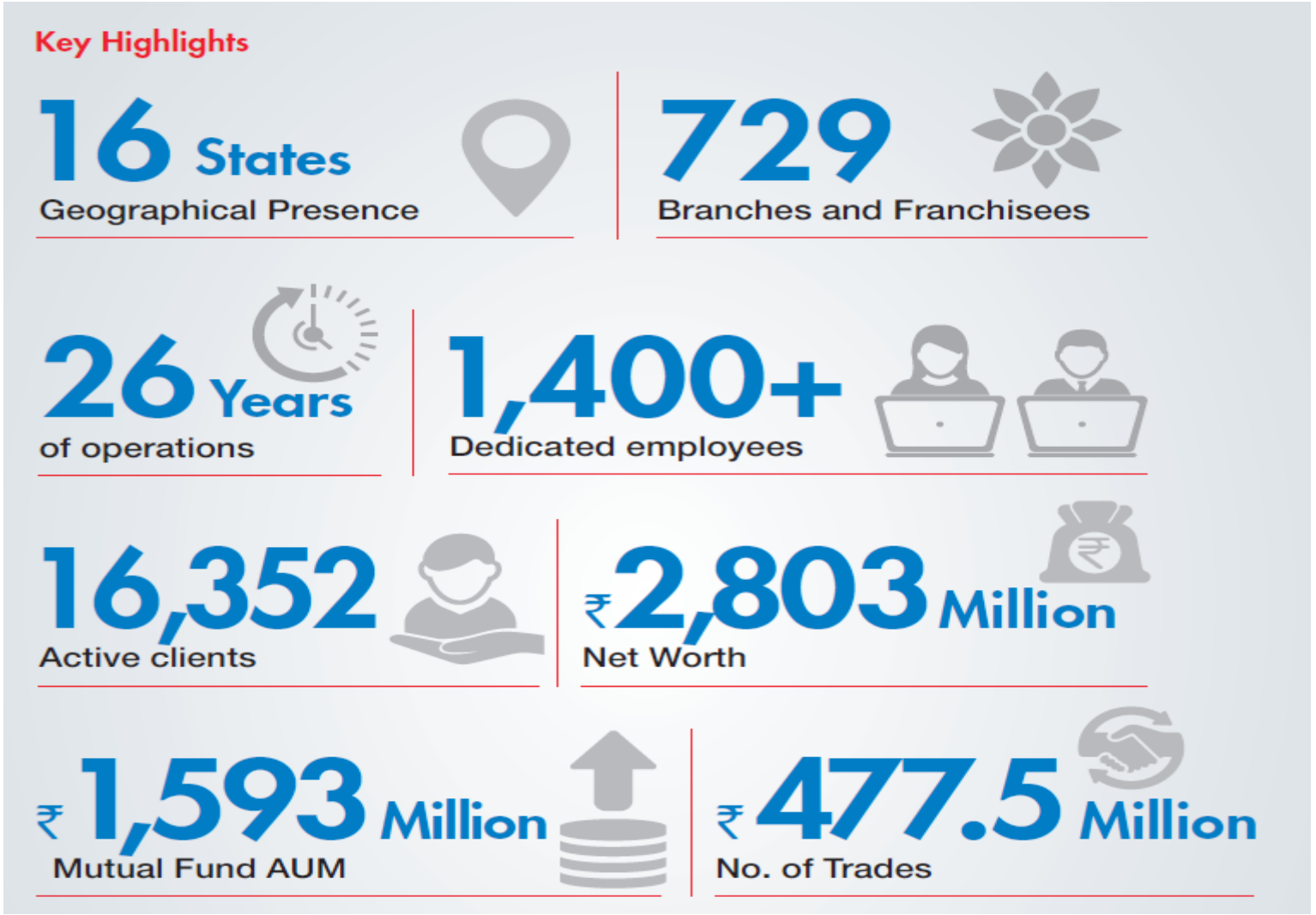

Service Segments



Copyright @2021 www.Futurecaps.com Unauthroized reproduction or redistribution is prevented per IT Piracy Prohibition Act 2000

Service Segments

Equity Trading

1. Company as a member of NSE, BSE in Capital Market Segment and provides exposure to the equity trading.
2. The client can buy or sell shares of public listed companies from one or more exchanges listed.
3. Company is providing Competitive Pricing, Trade Platforms, Apps, Artificial Intelligence (AI) based innovative solutions in this segment.
4. Recently acquired Total Securities will add improved Revenue
5. The service generates Brokerage as the Income from Operation.

Derivatives Trading

1. Equity Derivates feature support the end user to work on the derived value of the underlying stock.
2. The derivative segment allows trader to purchase a high price security only paying a nominal amount of margin.
3. The company provides service in the form of Future & Options available in NSE, BSE & MCX
4. The service generates Brokerage, Margin Interest as the Income from Operation.

Commodity Trading

1. Share India Securities provided Commodity Trading facility for clients in the MCX, NCDEX and ACE Exchanges in India
2. Hedging, Leverage, Financing are the features provided to end clients mostly including Corporates
3. Company generates Revenue through Brokerage & Financing in this segment

Mutual Funds

1. Share India Securities provides Mutual Funds buy, sell platform for Investors

2. Company got a 50% Increase in MF business to 1.6 Billion in the recent financial year

3. Company generates Revenue through AMC charges in this segment

Service Segments

Portfolio Management

1. Share India Securities is a Registered Portfolio Manager with SEBI and provides customized Portfolio Management with the retail clients
2. Company generates revenue through the 2% Maintenance Fee of the Asset Value

IPOs

1. Company provides Initial Public Offering (IPO) in the Merchant Banking Segments for Corporate clients.
2. Recently launching the Naaptool IPO in current month.
3. Company generates Consulting & Listing charges as Revenue from this service.

Insurance

1. Company serves Insurance Services under the subsidiary Share India Insurance Brokers Pvt Ltd
2. General Insurance & Life Insurance are served under this segment.
3. In the current year Rs. 186 Million Premium covered under Insurance business with 23000 Life Insurances.
4. Commission & Bulk Booking Fees are the Revenue from this service.

NBFC

1. Company recently entered the Non-Banking Financial Company (NBFC) eying the 20% CAGR growth in the segment.

2. It is constantly expanding in this segment to new states across India & currently in Profit zone through Increasing Lending Capacity by Rs. 30 Million on each branches of Share India Fincap subsidiary

3. Company generates Revenue through the Interest Percentage & Liquidation of Collaterals in this segment

GEOGRAPHIC PRESENCE

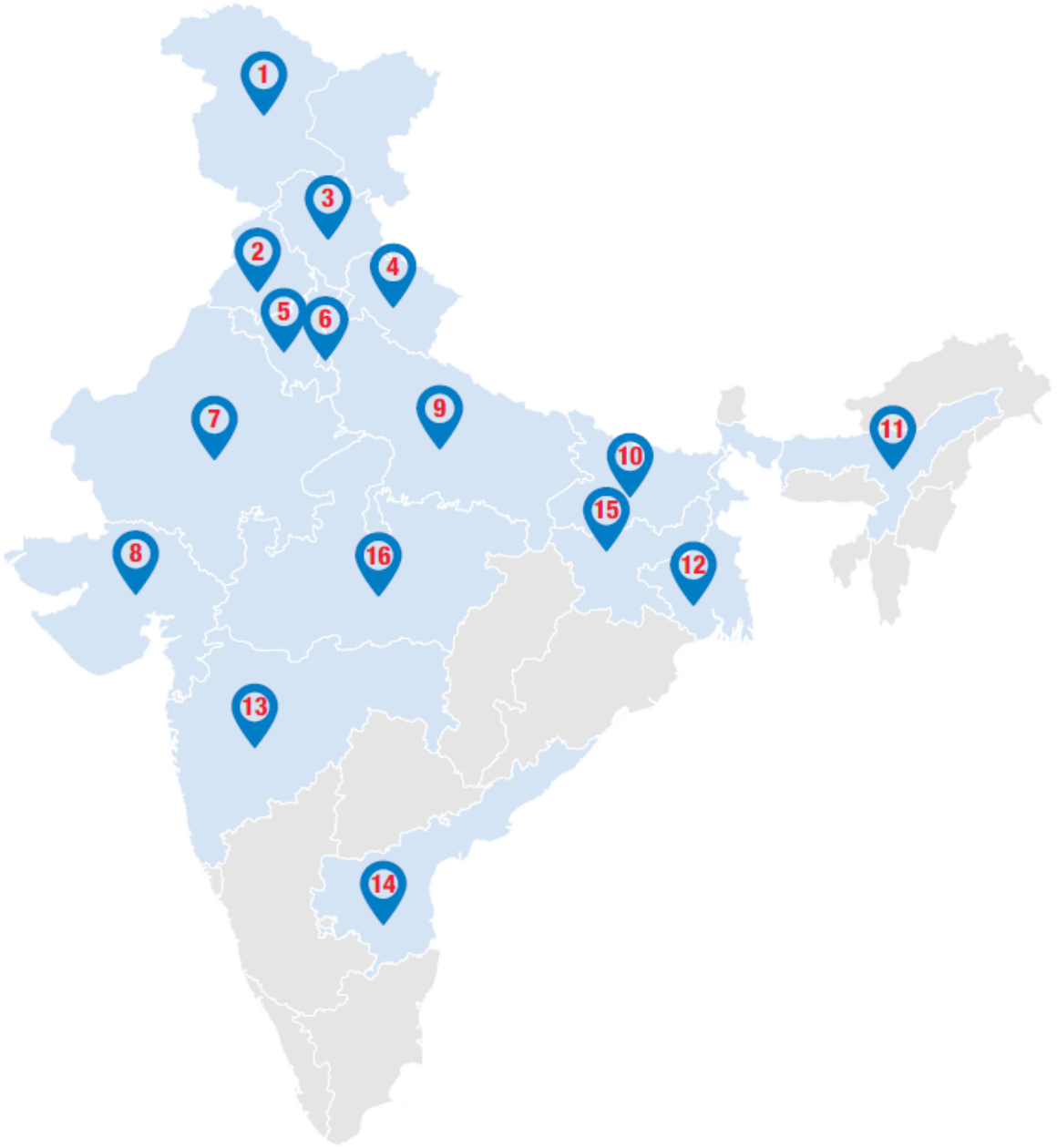

729 Branches

16 States

1 Jammu & Kashmir
2 Punjab
3 Himachal Pradesh
4 Uttarakhand
5 Haryana
6 Delhi
7 Rajasthan
8 Gujarat
9 Uttar Pradesh
10 Bihar
11 Assam
12 West Bengal
13 Maharashtra
14 Telangana
15 Jharkhand
16 Madhya Pradesh

Positives

1. Management is highly passionate about Growth & Expansion while ensuring Shareholder Wealth Maximization. In the past 5 years 30% CAGR is maintained.

2. Company have Niche Technology investments & work as Key Differentiator in acquiring new clients & adapting to changing environments. Recent investments into Artificial-Intelligence (AI) and Machine-Learning (ML), Blockchain-Technology (BT) segments prove these along with the Upcoming Investments in Front-End User Interface provisioning.

3. Company have multi-segment presence which will ensure at least one subsidiary provides growth during a touch economic situation.

Positives

4. Company is expanding Locally in India through more Branch Offices & Internationally through buying Singapore Subsidiary. Coupled with the Tech Investments these will ensure Future CAGR 30% Growth as well.

5. Company have a Consistent 30% CAGR Growth in Revenue & Profit in the Past 5 Years which shows the Credibility of the Management & Sector Potential.

6. The Financial Sector is Growing at CAGR 9.9% and NFC Sector at CAGR 19% which makes the company Positioned in High-Growth area.

Copyright @2021 www.Futurecaps.com Unauthroized reproduction or redistribution is prevented per IT Piracy Prohibition Act 2000

SUBSIDIARIES

Subsidiaries and Associates

NBFC

Insurance

Merchant Banking

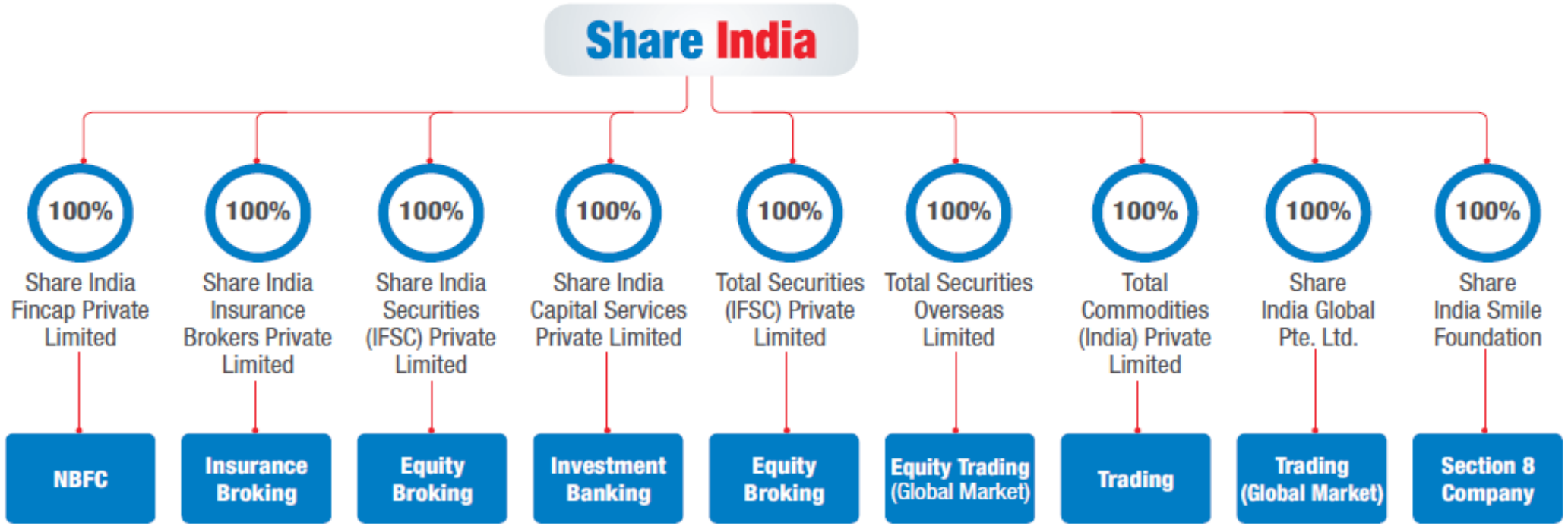

Negatives

1. Company is into Inorganic Expansion where Debt exposed growth is visible making D/E ratio around 0.4. During touch times these debt would encounter interest repayment issues leading to Losses & More Debts etc.

2. The core service of company is in Equity & Derivatives which had a Boost due to COVID, Online Migrations & Market Bull Movements – so we may be in a Consolidation Phase affecting De-growth in next few years.

3. Company is in high-competition area where Discount Brokers & Niche Technologies take away core clients of slow changes.

4. Valuation is bit on Higher Side due to the recent Run-up in prices. Book Value Ratio is at high of 6.

Copyright @2021 www.Futurecaps.com Unauthroized reproduction or redistribution is prevented per IT Piracy Prohibition Act 2000

KEY VALUES

EXCELLENCE

TEAMWORK

INTEGRITY

COMMITMENT

RESPONSIBILITY

ACCOUNTABILITY



Copyright @2021 www.Futurecaps.com Unauthroized reproduction or redistribution is prevented per IT Piracy Prohibition Act 2000

KEY GROWTH VALUES

EPS

(₹)

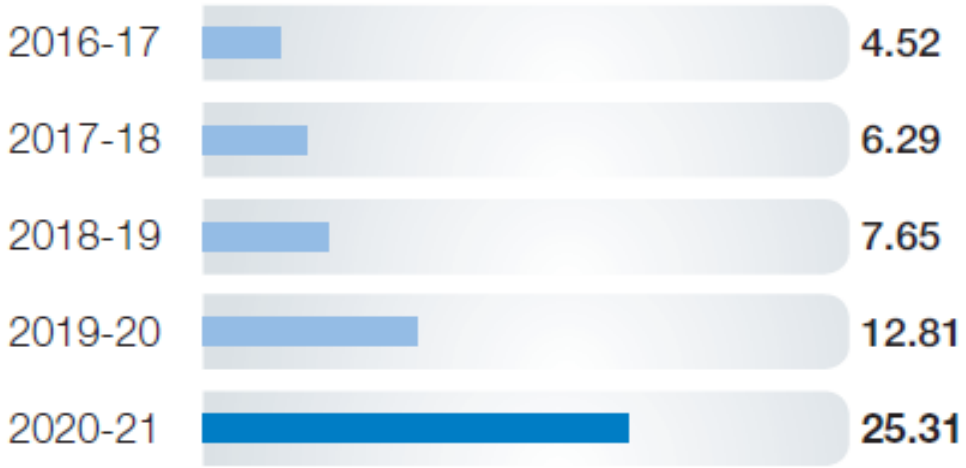

CONSOLIDATED REVENUE FROM OPERATIONS*

(₹ in Million)

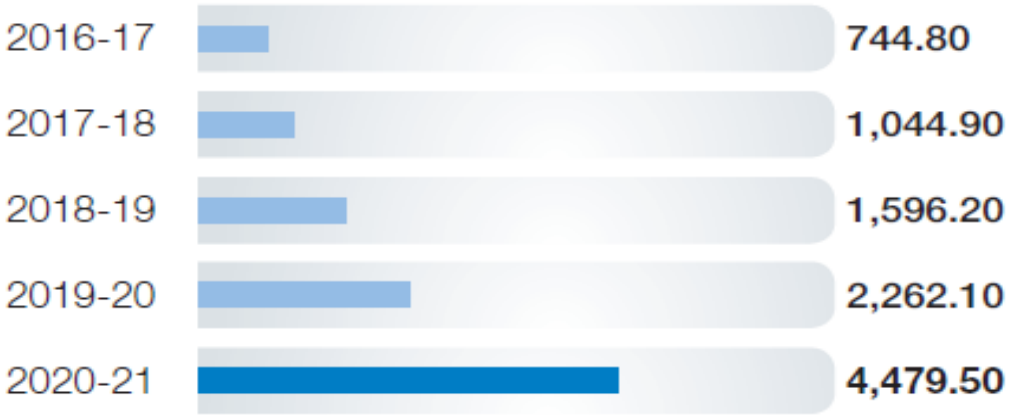

CONSOLIDATED PAT

(₹ in Million)

Profit & Loss 30% CAGR

	Mar 2016	Mar 2017	Mar 2018	Mar 2019	Mar 2020	Mar 2021	TTM
Sales +	74	110	138	206	279	448	547
Expenses +	60	93	110	154	206	321	388
Operating Profit	**14**	**17**	**28**	**51**	**73**	**127**	**159**
OPM %	19%	16%	20%	25%	26%	28%	29%
Other Income	0	0	2	1	0	6	7
Interest	3	3	5	11	18	25	30
Depreciation	2	2	2	5	4	4	5
Profit before tax	**9**	**12**	**23**	**37**	**51**	**103**	**131**
Tax %	33%	35%	33%	32%	21%	22%	
Net Profit	**6**	**8**	**15**	**25**	**40**	**81**	**101**
EPS in Rs	13.58	17.26	6.28	10.23	12.54	25.31	31.81
Dividend Payout %	0%	0%	0%	0%	4%	8%	

Copyright @2021 www.Futurecaps.com Unauthroized reproduction or redistribution is prevented per IT Piracy Prohibition Act 2000

KEY RATIOS

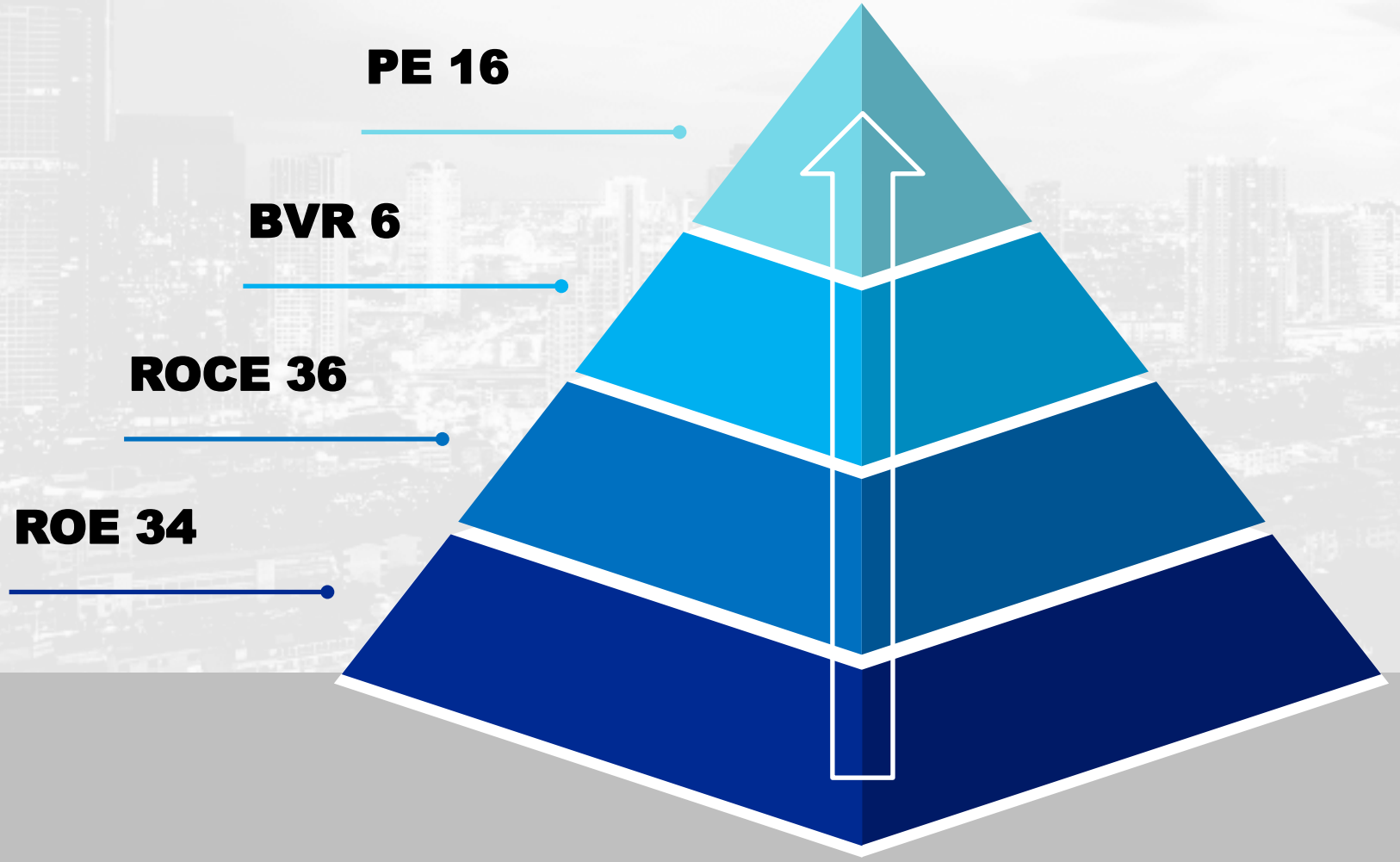

Copyright @2021 www.Futurecaps.com Unauthroized reproduction or redistribution is prevented per IT Piracy Prohibition Act 2000

WARREN BUFFET CHECKLIST

DEBT
- Debt of Rs.120 Crore
- Debt Equity Ratio of 0.4

Book Value Ratio
- Book Value is Rs. 88
- Book Value Ratio at 6
- Moderately High

Promoter Sale
- Promoter Holdings at 56%
- Promoters Sold 17% Stake in past 3 years

Integrity
- Promoter have good reputation & passionate to grow business & share cap



ICR
- Interest Coverage Ratio stands at 5 which provides Enough Protection in upcoming years

EPS Growth 30%
- Super Consistent Growth
- CAGR 30% in Revenue & Profits

Intrinsic Value
- Intrinsic Value stands at Rs. 3000
- IV Discount of 83% to price

Economic Moat
- Multi-faceted Service Segments, Fast Tech, Repeating Clients, Freemium model to attract/retain clients as Moat

SUMMARY

MULTIBAGGER

The company is a Super-Growth one in the Financial Market, NBFC Segment. If the growth is persisted it could give 300-500% returns in 5 Years & 2000% in 10 year time line.

BUYING STRATEGY

Buy 70% at Price Level Rs. 550 or below, 30% at Rs. 400 or below

Conservative Investors can do 50% at Rs. 550 or below, 50% at Rs. 400 or below

HOLDING PERIOD

5 Years

CATEGORY

Premium Premium means Higher Quality than Regular(Non-Premium) Multibagger due to Growth, Profitability, Debt factors etc. This is to help Investor choose/weightage per stock in their portfolio. The advised number of stocks is 10-14 in a portfolio.

PORTFOLIO THEORY

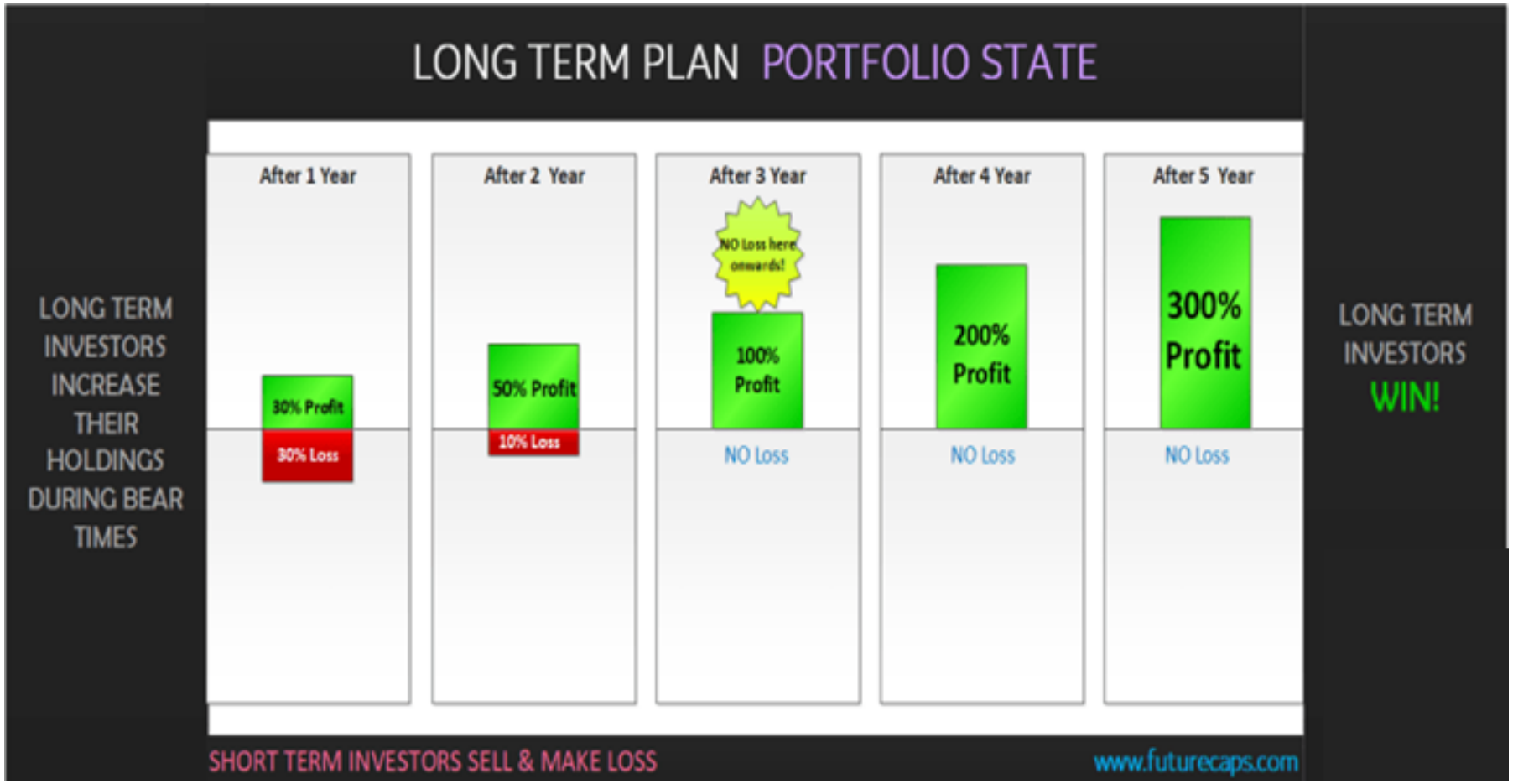

If you keep a Portfolio of high-growth stocks & manage based on Intrinsic Value then above 2 Years you will be have No Losses & above 5 years you will have definite progress in the current India Growth Scenarios

KEY GUIDELINES

LONG TERM INVESTING

Long Term Investing is the Purpose of Stock Market. In short-term stock prices will move up & down but in long term up only aligning with the company performance.

IT IS PASSIVE

Long Term Investing is Passive. You only need to spend couple of hours per month to read reports, perform 1-2 buy-sell activities.

NO DAILY PRICE MOVEMENT WATCHING

No daily price movement watching required as we are not Day Traders.

BEAR MARKET IS A BLESSING

We should keep 30% Reserve Fund to Opportunities any Bear Market price crashes. A growth company bought at cheaper prices will maximize the returns in future.

Example: Advisor bought Caplin at Rs. 400 in 2019, later in 2020 the price crashed to Rs. 200. The Advisor bought more at the Price as the Growth & Valuations were attractive. Later back in 2021 the price reached Rs. 800 levels giving 100% Returns on the original investment & 300% on the bear bottom investment. So bear market are golden opportunities! LEARN MORE futurecaps.com/mastermind

DISCLAIMER

Futurecaps is the website registered as a Research Analyst with SEBI (INH200006956) offering investment advisory services to clients as well as prospects. The Research Analyst (not a corporate body) for this report certifies that all of the views expressed in this report accurately reflect his or her personal views about the subject company or companies and its or their securities, and no part of his or her compensation was, is or will be, directly or indirectly related to the recommendations or views expressed in this report. Other disclosures by Research Analyst with reference to the subject company(s) covered in this report-:

Whether Research Analyst does have any financial interest in the subject company: (YES)

Whether Research Analyst relatives have financial interest in the subject company: (YES)

Research Analyst or his/her relative's does have any material conflict of interest in the subject company: (NO)

Research Analyst or his/her relatives have actual/beneficial ownership of 1% or more securities of the subject company at the end of the month immediately preceding the date of publication of Research Report: (NO)

Research Analyst has served as officer, director or employee of the subject company: (NO)

This report is not for public distribution and has been furnished to you solely for your information and must not be reproduced or redistributed to any other person. This report is created from Public Source of Information available through Internet from Company website & Other websites & the Research Analyst does not guarantee the Validation of Content in this report. This report is not to be construed as an offer to sell or the solicitation of an offer to buy any security in any jurisdiction where such an offer or solicitation would be illegal. It is for the general information for the Subscribers of Futurecaps. While reasonable care has been taken in the preparation of this report, it does not purport to be a complete description of the securities, markets or developments referred to herein, and we do not warrant its accuracy or completeness. Futurecaps Research Analyst or representatives do not take any responsibility, financial or otherwise, of the losses or the damages sustained due to the investments made or any action taken on basis of this report.

Logos & Pictures are copyright of respective company owners.

PAST PERFORMANCE

5000% Returns

BAJAJ FINANCE

10 YEARS

PAST PERFORMANCE

600% Returns

Goldiam International

1 YEAR

PAST PERFORMANCE

500% Returns

Tata Elxsi

1 YEAR

PAST PERFORMANCE

400% Returns

Caplin Point

2 YEARS

OUR STYLE

VALUE Investing

LONG-TERM Holding

LOW DEBT

GOOD BRAND

FREE
EBOOK
WORTH
RS. 2000

SUBSCRIBE
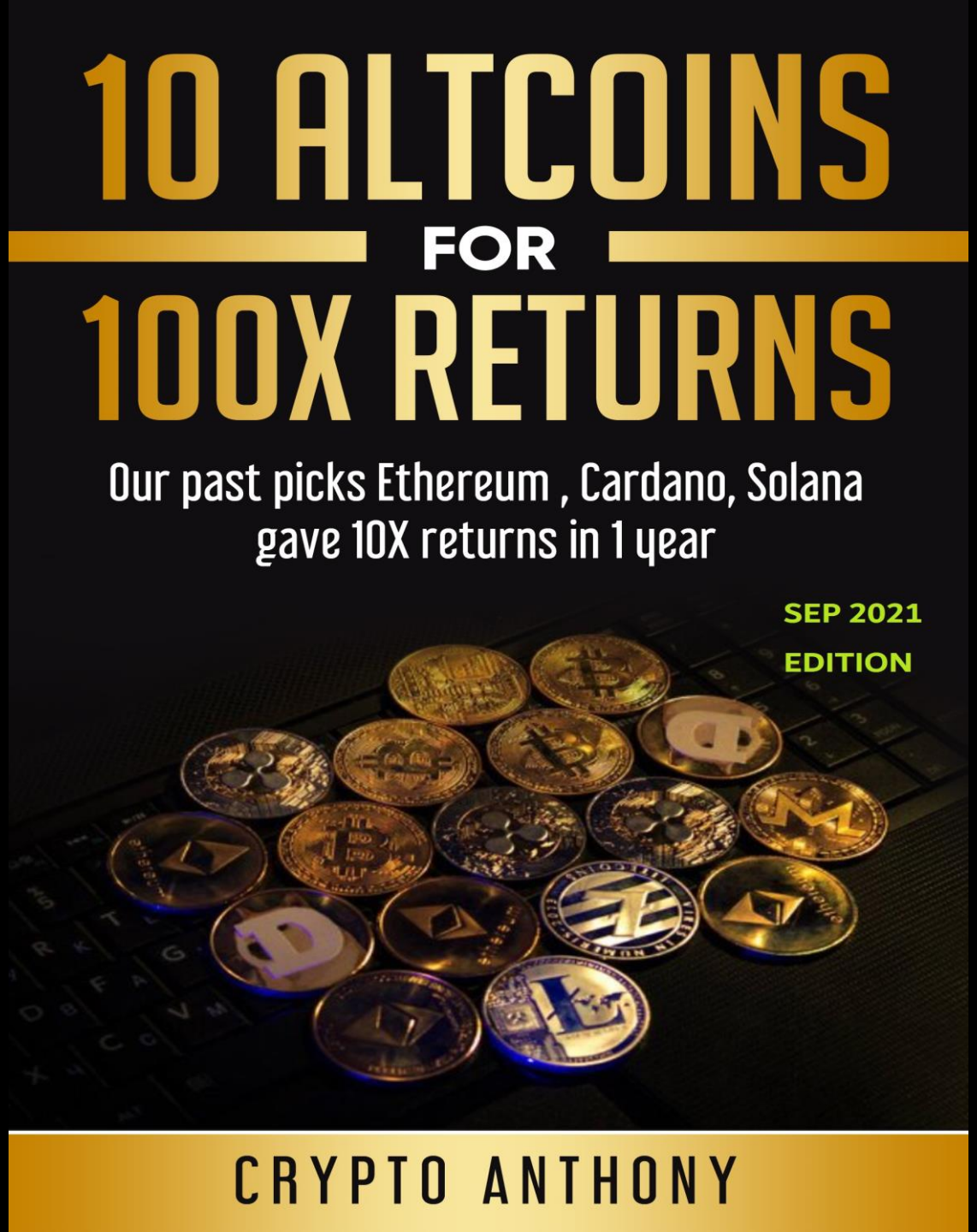
with
2Y
SUBSCRIPTION